



Craft Project

Difficulty: **Beginner**

Note: Some adult assistance required


crepepaper | Two-toned Wrapping Paper



Scan me for more
craft ideas



pleat fold



scissor cut

PRODUCT:

- RCPA12 Assorted Crepe Paper

TOOLS

Scissors
Glue

CRAFT TEMPLATE:

Not required

INSTRUCTIONS

1. Choose two colours from the available range from RCPA12 Assorted Crepe Paper packet.
2. Cut each colour to size to fit the gift you need to wrap.
3. Choose a top colour and pleat fold.
4. Cut out your shapes along each side of the pleat, make sure you cut out all folder layers of the crepe paper.
5. Glue the top sheet to the bottom sheet.
6. Wrap your present